

Quick Start



1 Launch

Launch the Nighthawk app.



2 Add

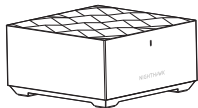
Tap  > **ADD SATELLITE.**



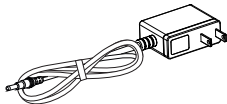
3 Explore

Follow the prompts to install.

Contents

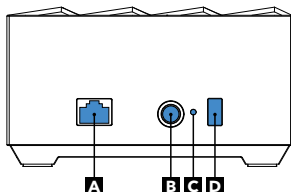
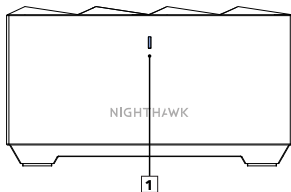


Satellite



Power Adapter
(varies by region)

Overview



1 LED

A Ethernet Port

B Power Connector

C Reset Button

D Sync Button

Support and Community

Visit netgear.com/support to get your questions answered and access the latest downloads.

You can also check out our NETGEAR Community for helpful advice at community.netgear.com.

Si ce produit est vendu au Canada, vous pouvez accéder à ce document en français canadien à <http://downloadcenter.netgear.com/other/>.

(If this product is sold in Canada, you can access this document in Canadian French at <http://downloadcenter.netgear.com/other/>.)

For regulatory compliance information including the EU Declaration of Conformity, visit <https://www.netgear.com/about/regulatory/>.

See the regulatory compliance document before connecting the power supply.

NETGEAR®


NETGEAR, Inc.
350 East Plumeria Drive
San Jose, CA 95134, USA

© NETGEAR, Inc., NETGEAR and the NETGEAR Logo are trademarks of NETGEAR, Inc. Any non-NETGEAR trademarks are used for reference purposes only.

NETGEAR INTERNATIONAL LTD

Floor 1, Building 3,
University Technology Centre
Curraheen Road, Cork,
T12EF21, Ireland

November 2019



201-26193-01

